

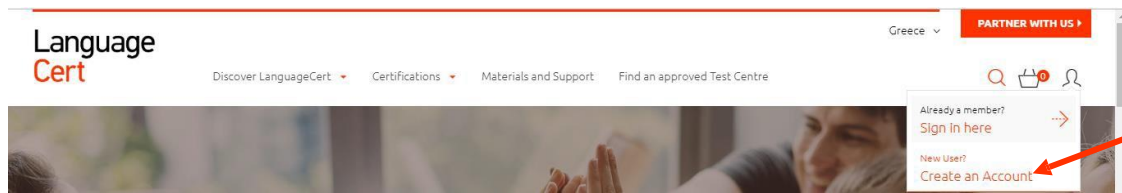
LanguageCert International ESOL

Instrukcje Rejestracji Kandydata -
korzystanie z kodu egzaminacyjnego

Czerwiec 2019

ver01.0

1. Utwórz konto LanguageCert Account (Jeśli już je masz, przejdź do kroku 3.)



2. Podaj wymagane informacje

NEW USER?
SIGN UP WITH

YOUR SOCIAL MEDIA ACCOUNT

Continue with Facebook

Login with LinkedIn

Sign in with Google

Signing up with social is super quick. No extra passwords to remember - no brain fail. Don't worry, we'd never share any of your data or post anything on your behalf.

YOUR EMAIL ADDRESS

Name

Surname

Email address

Country of residence

Password

I am over sixteen years old

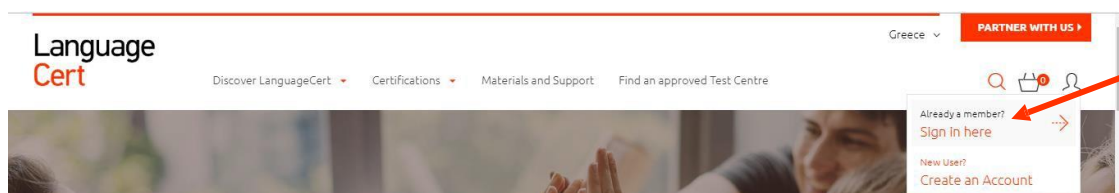
I agree to receive news and offers

I agree to [PeopleCert's Terms of Use and Privacy Policy](#)

JOIN

By clicking JOIN you confirm that you have read and agreed with PeopleCert's Terms of Use & Privacy Policy. LanguageCert (PeopleCert Qualifications Ltd), member of PeopleCert Group, uses PeopleCert's state-of-the-art and innovative administration technologies and systems.

3. Po utworzeniu konta, zaloguj się.



ALREADY REGISTERED?

LOGIN WITH

YOUR SOCIAL MEDIA ACCOUNT

- Continue with Facebook
- Login with LinkedIn
- Sign in with Google

YOUR EMAIL ADDRESS

E-mail

Password

[Forgot Password?](#)

Not a member yet? [Sign up here](#)

4. Wprowadź swój kod egzaminacyjny i kliknij **CONFIRM** (Zatwierdź)

The screenshot shows the user's profile page on the LanguageCert website. At the top, it says 'Welcome, First Name - Last Name' and 'Register for your exam'. Below this, there is a form with the text 'Have an Exam Code from your Training Organisation? If so, enter it here:'. The form contains a text input field labeled 'Code' and a button labeled 'CONFIRM'. A red arrow points from the right edge of the page towards the 'CONFIRM' button. At the bottom, there is a navigation menu with icons and labels for 'Overview', 'My profile', 'Certifications & Memberships', 'My badges', 'Exam history', and 'Purchase history'.

5. Uzupelnij swój Profil

UWAGA: Upewnij się, że dane w Profilu Kandydata odpowiadają danym w dokumencie tożsamości. Jeśli w dokumencie tożsamości posiadasz dwa imiona, w rubryce First Name wpisz obydwa.

Welcome,
Complete your Profile

IMPORTANT! Please ensure your legal name and surname match the Legal ID Document you will be presenting during your exam. Failure to submit correct details below will result in cancellation of your exam and you will not be entitled to a refund.

* First Name (Latin characters)	* Last Name (Latin characters)
<input type="text"/>	<input type="text"/>
* First Name (Native)	* Last Name (Native)
<input type="text"/>	<input type="text"/>
* Birth date	* Native Language
<input type="text"/>	Please select <input type="button" value="v"/>
* Gender	* Address
Please select <input type="button" value="v"/>	<input type="text"/>
* Mobile Phone	* City
<input type="text"/>	<input type="text"/>
* Postal Code	
Please select <input type="button" value="v"/>	

6. Podaj informacje o egzaminie, a następnie kliknij **CONFIRM MY EXAM**. Pola oznaczone gwiazdką są obowiązkowe

Welcome, **FIRST NAME** and **LAST NAME**
Additional data needed for registration

Please complete the required fields and click on Confirm my Exam

CANDIDATE INFORMATION		EXAM INFORMATION	
First Name (Latin characters) FIRST NAME	First Name (Native) FIRST NAME	* Exam Location	* Exam Postal Address
Last Name (Latin characters) LAST NAME	Last Name (Native) LAST NAME	<input type="text"/>	<input type="text"/>
Product EXAM	* Exam Language	* Exam Country	Trainer
Test Center	English <input type="button" value="v"/>	<input type="text"/>	Select <input type="button" value="v"/>
Expiration Date	Voucher Category	Additional recipients email addresses (up to 3 separated by semicolon ";")	
		<input type="text"/>	
		* denotes mandatory field	
		* Rescheduling an exam up to 48 hours before its start time is free. Read more	

CONFIRM MY EXAM

7. Wybierz datę i godzinę swojego egzaminu i kliknij **ADD SELECTED SLOT TO BASKET**

Presenting time slots in (UTC+02:00) Athens, Bucharest ▾

▲ Make sure that the correct timezone for your exam location is selected on the above menu.

← PREVIOUS 7 DAYS


Mon 22 Apr Tue 23 Apr Wed 24 Apr Thu 25 Apr Fri 26 Apr Sat 27 Apr Sun 28 Apr

Monday, 25 February 2019

00:00 - 07:59 08:00 - 15:59 **16:00 - 23:59**

Your exam will start at:

17:15 18:10 18:30 19:15 19:35

ADD SELECTED SLOT TO BASKET 

8. Poczekaj, aż otrzymasz automatyczną wiadomość e-mail z potwierdzeniem rezerwacji oraz instrukcjami, jak uruchomić egzamin

9. 24 godziny przed egzaminem otrzymasz automatyczną wiadomość e-mail z przypomnieniem

LanguageCert is a business name of PeopleCert Qualifications Ltd, UK company number 09620926.

Copyright © 2019 LanguageCert

All rights reserved. No part of this publication may be reproduced or transmitted in any form and by any means (electronic, photocopying, recording or otherwise) except as permitted in writing by LanguageCert. Enquiries for permission to reproduce, transmit or use for any purpose this material should be directed to LanguageCert.

DISCLAIMER

This publication is designed to provide helpful information to the reader. Although care has been taken by LanguageCert in the preparation of this publication, no representation or warranty (express or implied) is given by LanguageCert with respect as to the completeness, accuracy, reliability, suitability or availability of the information contained within it and neither shall LanguageCert be responsible or liable for any loss or damage whatsoever (including but not limited to, special, indirect, consequential) arising or resulting from information, instructions or advice contained within this publication.